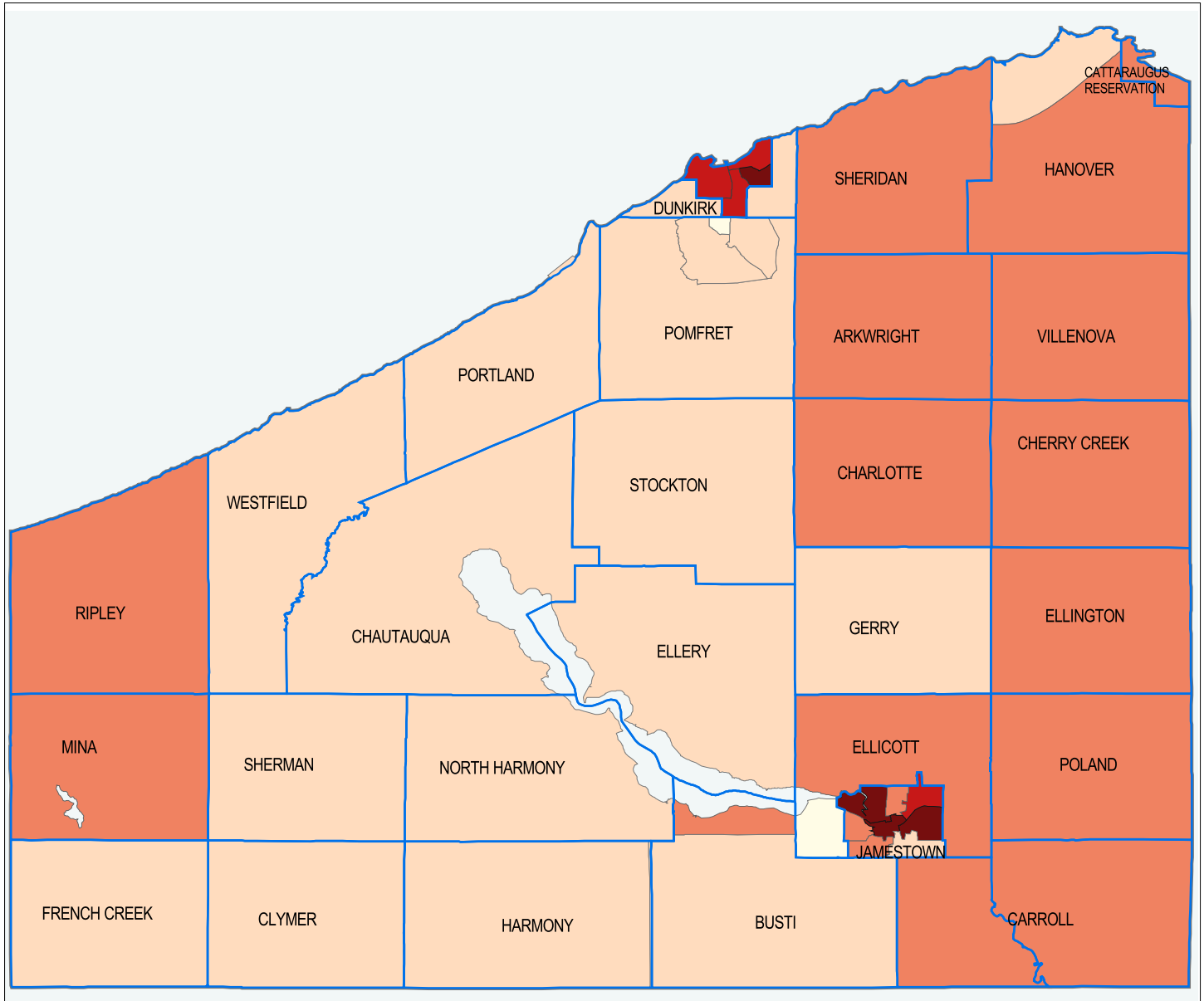
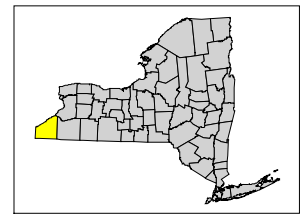


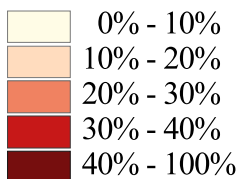
# JAMESTOWN MSA

## Subprime Refinancing Loan Patterns - 1999



### Subprime Lenders' Market Share of Refinancing Loans Made by All Lenders, by Census Tract

Township or City Boundary



	Refinancing Loans Made by Subprime Lenders	Refinancing Loans Made by All Lenders	Subprime Lenders' Share of Total Loans
in Jamestown MSA	318	1,378	23.1%
in New York State	34,920	163,569	21.35%

Sources: 1999 HMDA data; 1990 U.S. Census; HUD 1999 List of Subprime and Manufactured Home Lenders.