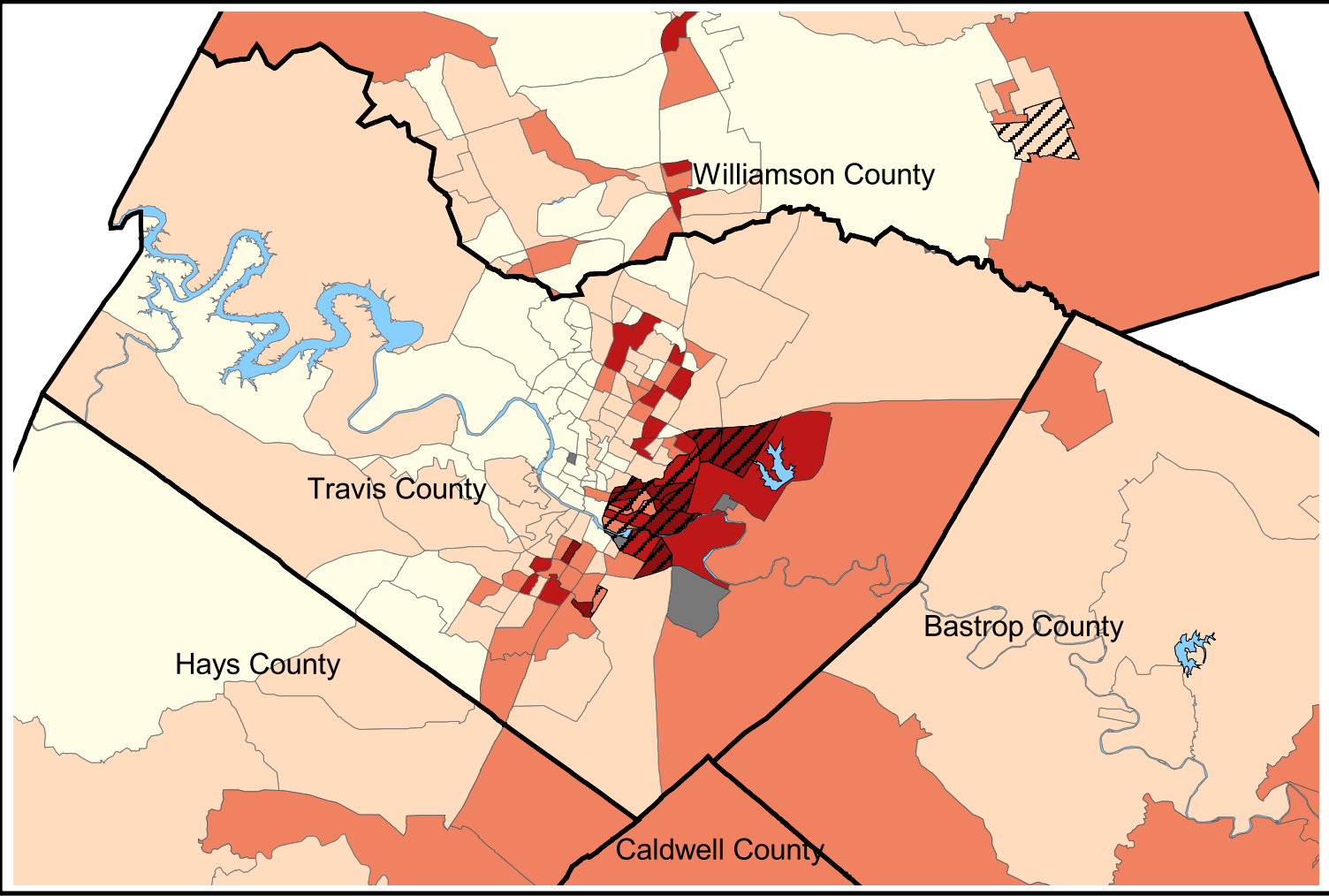










Subprime Lenders Market Share of Refinancing Loan Originations: 1999 Austin, Texas



Subprime Lenders Market Share of Refinancing Loans Made by All Lenders - by Census Tract

Sources: FFIEC, 1999 HMDA data; 1990 US Census data; and HUD, 1999 List of Subprime and Manufactured Home Lenders.

-  County Boundary
-  Minority Census Tract
-  No Refinancing Loans - All Lenders

-  0% - 10%
-  10% - 20%
-  20% - 35%
-  35% - 50%
-  50% - 100%

The average subprime market share in Texas is 20%.

Minority Census Tract: Minority persons comprise 70% or more of census tract population.