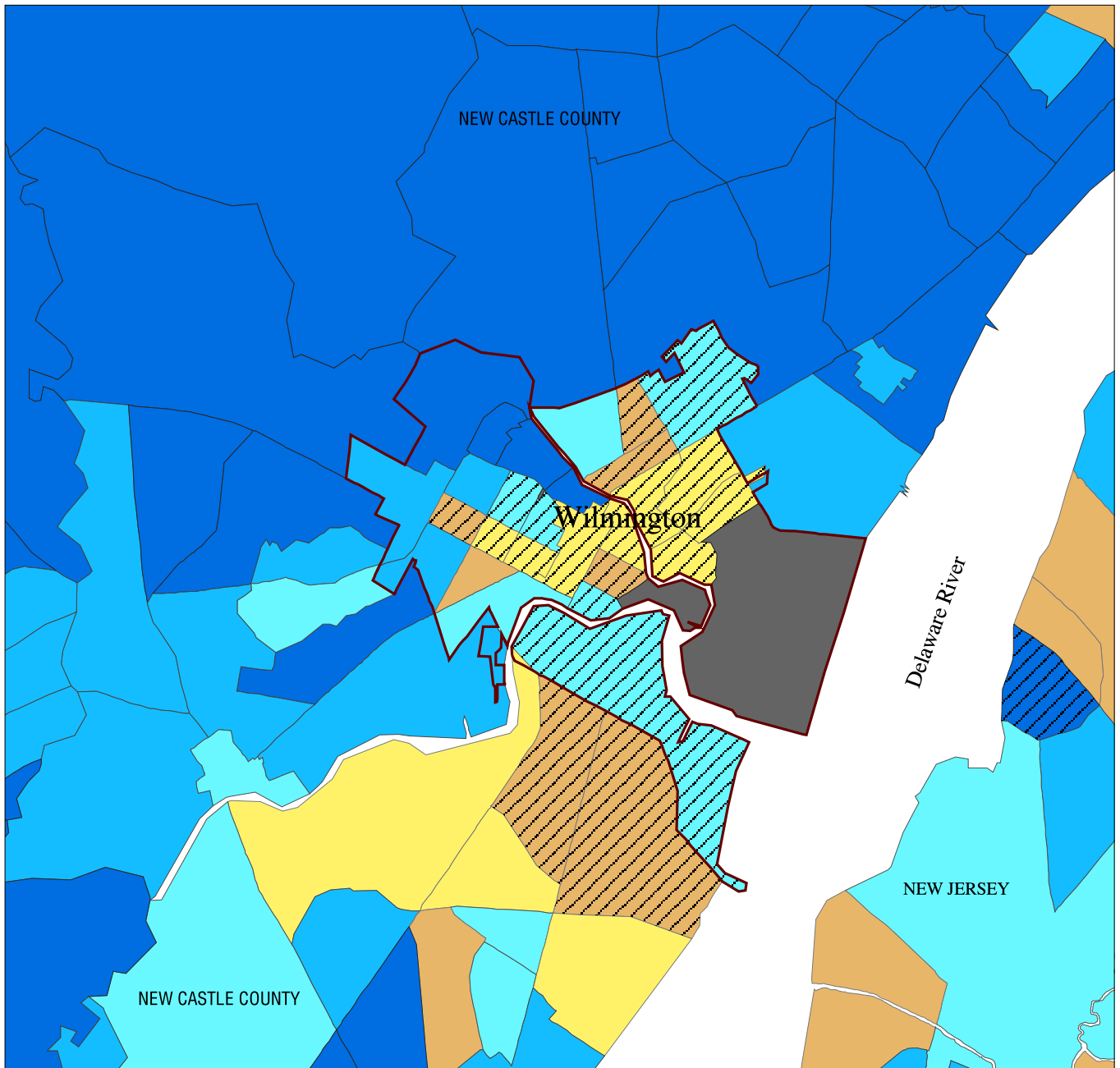


Fannie Mae and Freddie Mac




Support for Conventional Home Mortgage Loan Market

Wilmington Delaware - 1998








Fannie Mae and Freddie Mac Market Share of Conventional Loans 1998 - by Census Tract

Diagonal Overlay for Minority Neighborhoods

-  Wilmington Municipal Boundary
-  Minority Census Tract
-  No Conventional Loan Originations

Minority Census Tract: Minority persons comprise 50% or more of census tract population.

-  0% - 20%
-  20% - 35%
-  35% - 45%
-  45% - 60%
-  60% or More

Fannie Mae and Freddie Mac Market Share: Combined number of home mortgage loans purchased by Fannie Mae and Freddie Mac in 1998 as a percentage of total conventional home mortgage loan originations in 1998.

Home Mortgage Loan: Home purchase loan or refinancing loan secured by a 1-4 unit dwelling (excluding loans above \$227,000 -- the Fannie Mae and Freddie Mac loan-size ceiling in 1998).

Sources: HUD, 1998 GSE Single-Family Public Use Data; FFIEC, 1998 HMDA data; and 1990 US Census data.

Delaware Community Reinvestment Action Council, Wilmington, DE